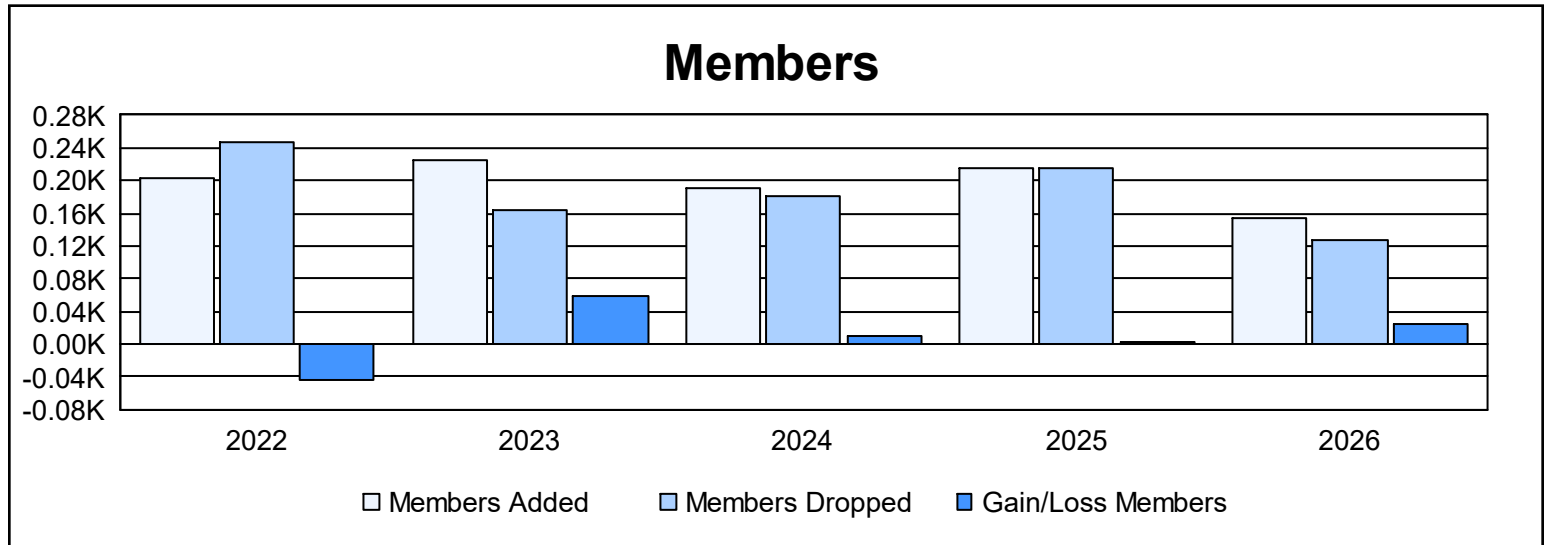
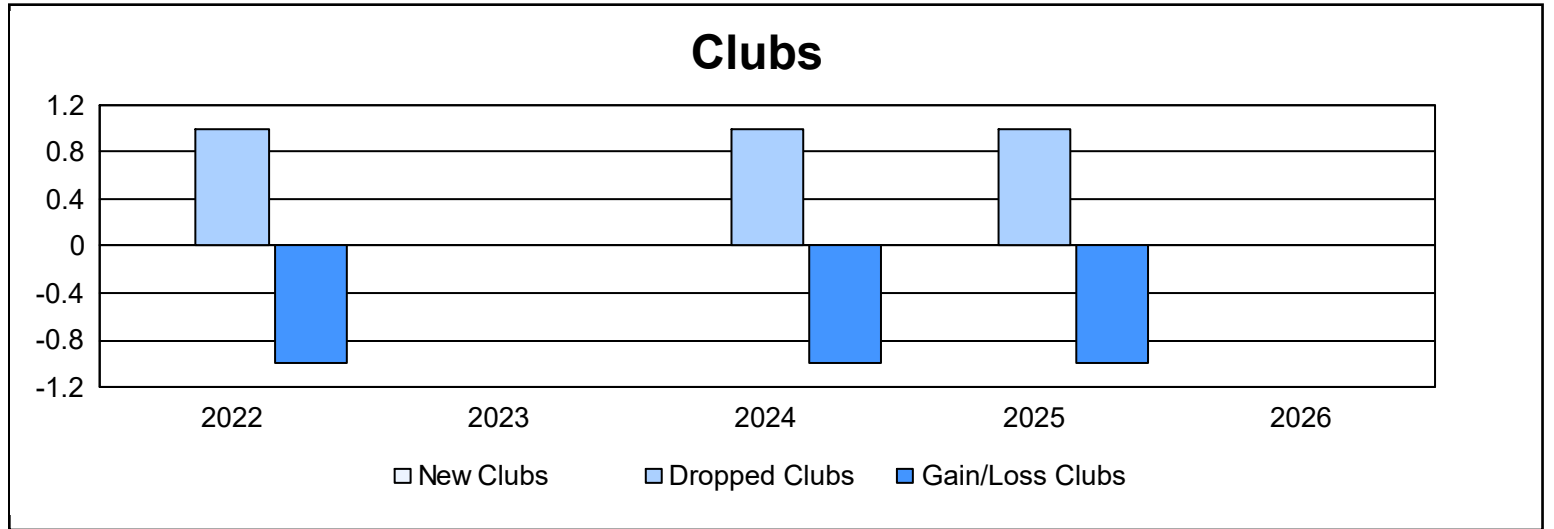
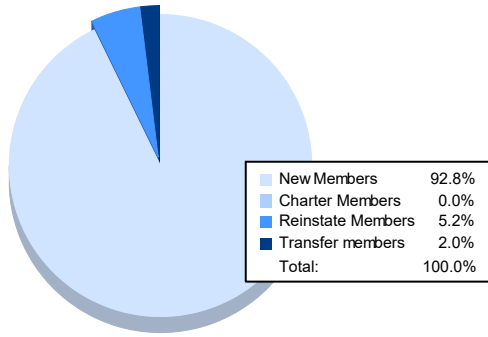


Year	New Clubs	Dropped Clubs	Gain/ Loss Clubs	New Members	Charter Members	Reinstate Members	Transfer Members	Total Member Added	Total Members Dropped	Gain/ Loss Members
2021-2022	0	1	-1	183	2	11	8	204	247	-43
2022-2023	0	0	0	208	0	5	12	225	165	60
2023-2024	0	1	-1	174	1	8	8	191	180	11
2024-2025	0	1	-1	193	0	14	9	216	214	2
2025-2026	0	0	0	142	0	8	3	153	128	25
<b>Average</b>	<b>0</b>	<b>1</b>	<b>-1</b>	<b>180</b>	<b>1</b>	<b>9</b>	<b>8</b>	<b>198</b>	<b>187</b>	<b>11</b>



### Membership Composition April 2026 Cumulative



### Gender Composition April 2026 Cumulative

